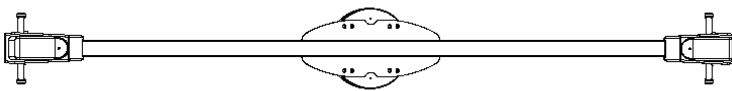
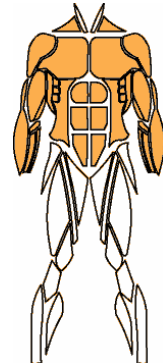
 1=3.66m 2=0.35m 3=3.01m



If installed onto wetpour safer surfacing, we recommend a NON-FINES CONCRETE BASE.



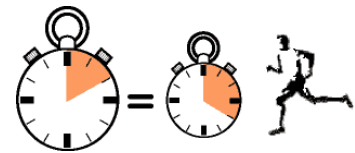
MUSCULAR STIMULATION



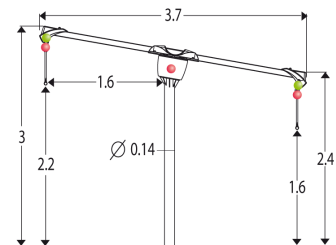
INTENSITY OF EFFORT



ENERGY EXPENDITURE



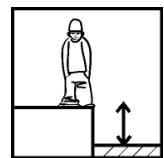
DIMENSIONS & MOVEMENTS




OTHER INFORMATION



2 players



HCL= 0.9m



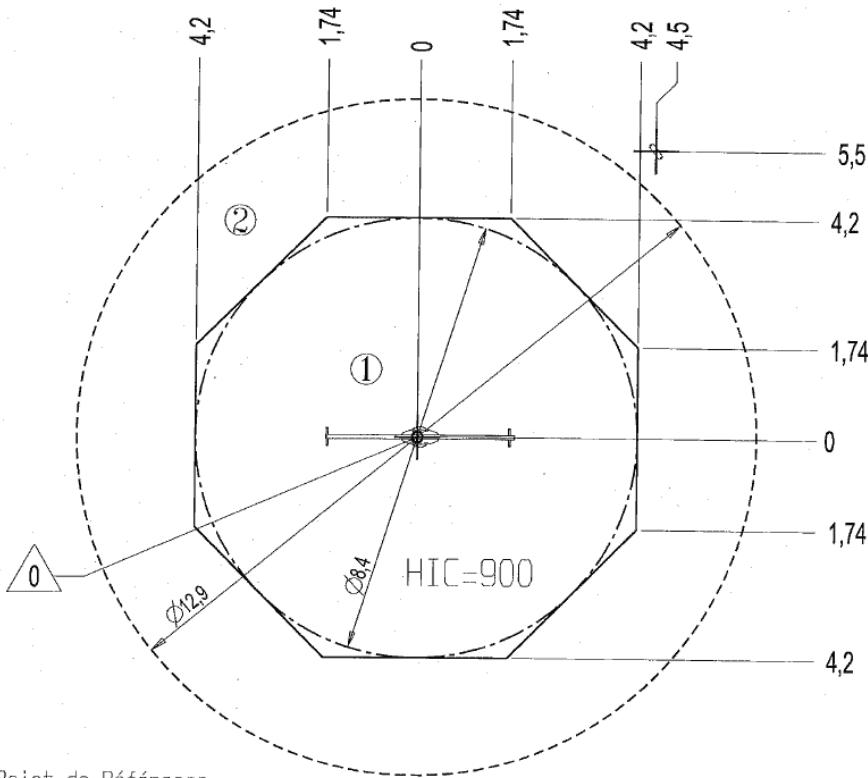
12+

Installation of equipment

Impact area =

———— Impact area

- - - - - Free space



①	0.9m
②	<0.6m
	55m²
	76m²

Point de Référence
Setting Out Point
Punto de referencia
Bezugspunkt

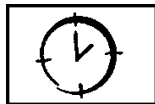
INSTALLATION



0.6m³



2



03h00

CERTIFICATIONS

