



2+



15



1,17m



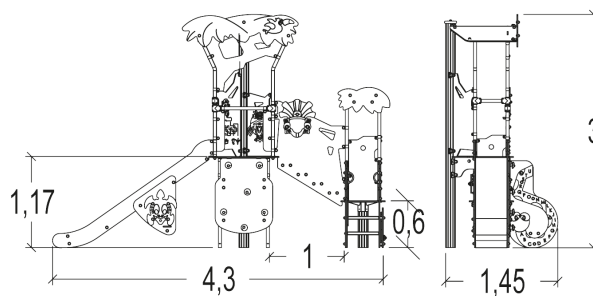

1 = 4,34m 2 = 1,47m 3 = 3m



Motor disability

Sensorial disabilities

Learning disabilities



Play value :

17

climbing



x1

role play



x2

sliding



x1

meeting



x2

resting



x1

handling




x3

taking shelter



x1

thinking



x2

tactile stimulation

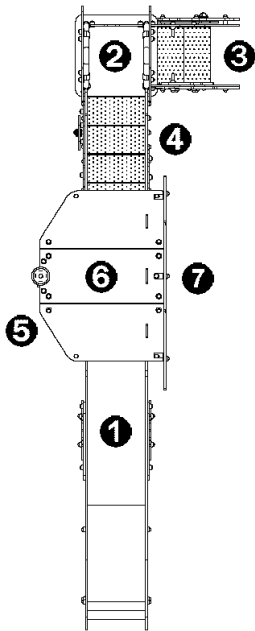


x2

climbing



x2

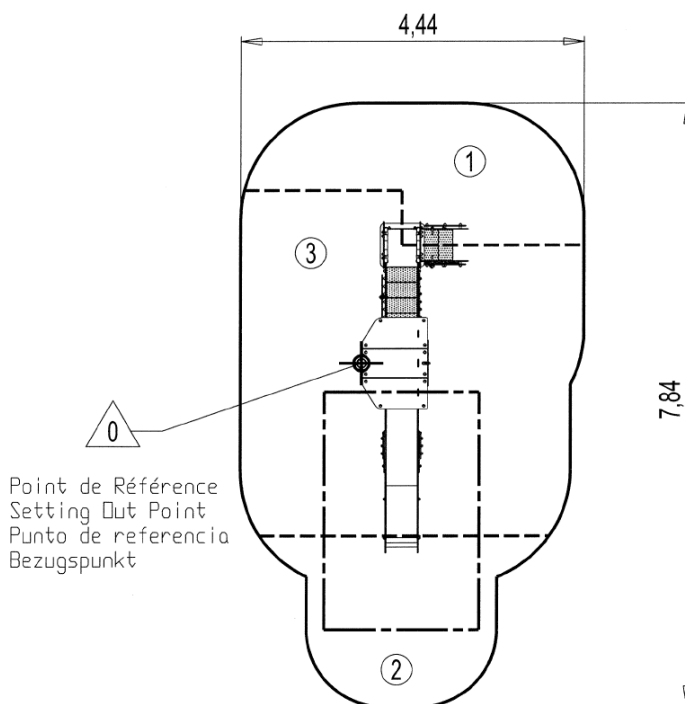


- ① Slide
- ② Themed square platform
- ③ Stairway
- ④ Intermediate staircase
- ⑤ Maze panel
- ⑥ Themed tower
- ⑦ Climbing wall

## Installation of equipment

Impact area =

- Impact area
- Free space



1	0,6m	5,5m <sup>2</sup>
2	1m	5,5m <sup>2</sup>
3	1,17m	17,5m <sup>2</sup>



2



12h00



0.26m<sup>3</sup>



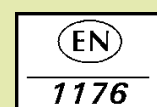
28.5m<sup>2</sup>



319kg



33kg



*Proludic*

2014-12-19