



3+



32



2,3m




1 = 10,2m 2 = 8,5m 3 = 3,3m



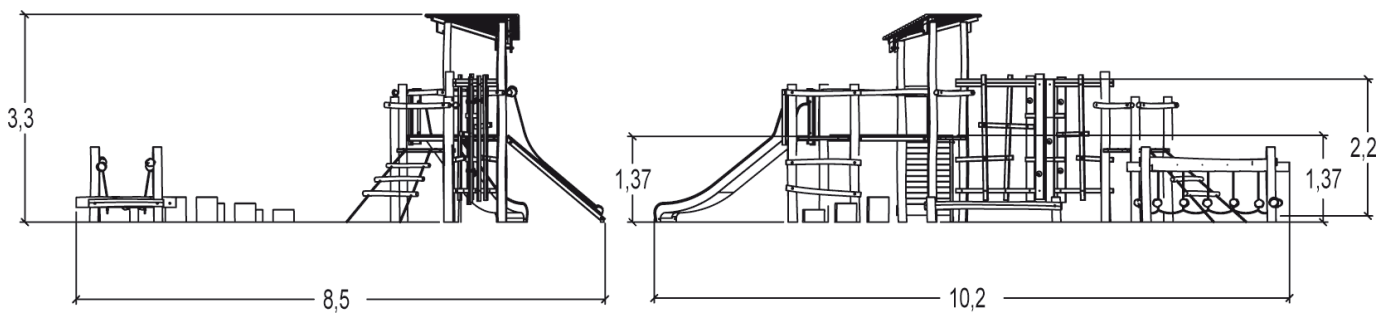
Motor disability



Sensorial disabilities



Learning disabilities



Play value : 19

climbing



x1

role play



x2

sliding



x1

meeting



x2

balancing



x4

taking shelter



x1

climbing

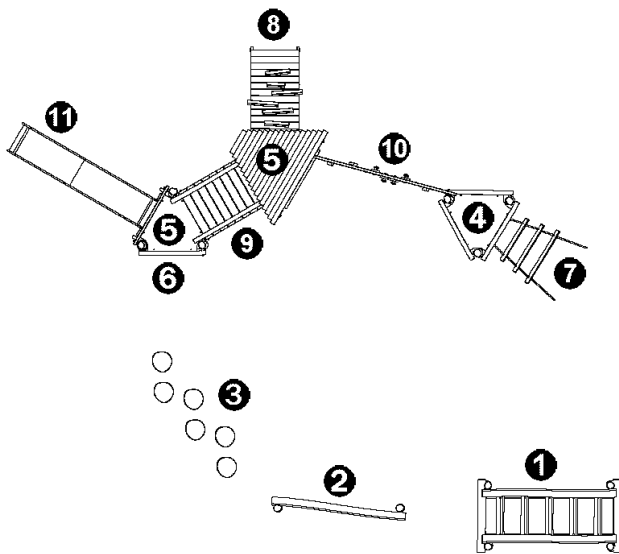


x3

getting across



x5

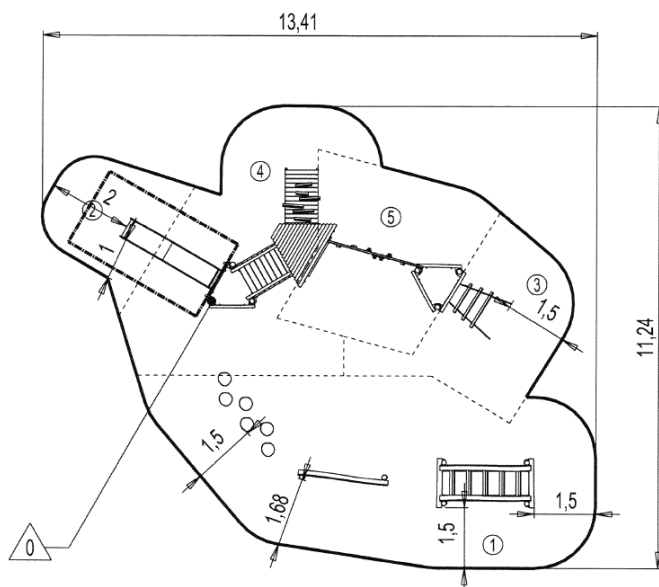


- ① Swinging log steps
- ② Balance Beam
- ③ Japanese steps
- ④ Roof
- ⑤ Platform Ht: 1.37m
- ⑥ Vertical ladder Ht: 1.17
- ⑦ Flexible log ladder Ht: 1.17m
- ⑧ Sloping ramp with logs Ht: 1.37m
- ⑨ Crossover
- ⑩ Climbing wall
- ⑪ Slide Ht: 1.37m

## Installation of equipment

Impact area =

- Impact area
- Free space



Point de Référence  
Setting Out Point  
Punto de referencia  
Bezugspunkt  
Referentiepunt



1	0,6m	41m <sup>2</sup>
2	1m	8m <sup>2</sup>
3	1,17m	13m <sup>2</sup>
4	1,37m	24,5m <sup>2</sup>
5	2,3m	16m <sup>2</sup>



2



08h00



0.24m<sup>3</sup>



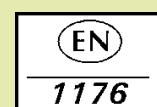
102.5m<sup>2</sup>



1445kg



400kg



*Proludic*

2013-06-03